



LCA-460 Strain Amplifier Signal Conditioner Modules for Strain Gages, Load Cells, and Transducers

2-2

Signal Conditioning Amplifier



Applications:

- Load Cell Signal Conditioning
- Foil Strain Gage Signal Conditioning
- Semiconductor Strain Gage Signal Conditioning
- Dynamic Material Test
- Strain/Stress Analysis
- Dynamic Material Elasticity Testing



Features:

- Precision internal mV/V calibrator 0.625 ~ 15mV , accuracy 0.1%
- Single channel signal conditioner
- Highly accurate bridge excitation 2.5Vdc~15Vdc, 150mA
- Precision four wire bridge excitation remote sense function
- Input range 0.625mV~640mV
- Provides high level voltage or 20mA signal output
- Output Mode: $\pm 10V$, $\pm 5V$, $0\sim 10V$, $0\sim 5V$, $0\sim 20mA$, $4\sim 20mA$
- Four to eight transducer wiring Precision internal mV/V calibration
- Internally adjustable fine gain(AV)
- Precision low noise differential amplifier
- Maximum frequency response: 2 kHz
- Selectable low-pass active 4-pole Butterworth filter 3, 20, 200, 2k Hz standard
- Balance $\pm 100\%$
- Internal and external bridge shunt-calibration resistor function
- DIN Rail or Screw fixed
- Power option: 85~305 VAC, or 1600 Volts Isolation Between Input, Output and Power Supply on DC-Powered Models

Description:

LCA-460 strain amplifier signal conditioner is ideal for applications wherein high performance signal conditioning is needed, and critical space limitation is also to be considered. LCA-460 is designed for high accuracy strain measurement. Each module is designed with maximum frequency response at 2 kHz.

The application examples for the measuring strain gage type transducer are for the temperature, accelerator, load cell, micro-displacement, torque and pressure transducers.





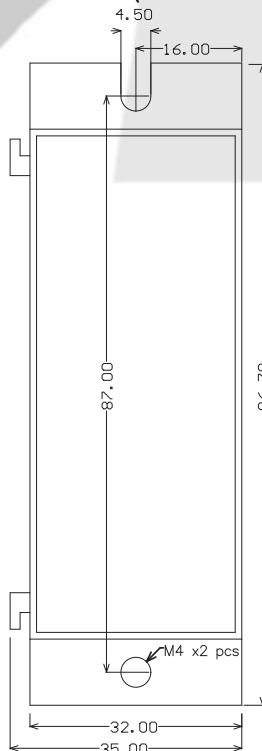
LCA-460 Strain Amplifier Signal Conditioner Modules for Strain Gages, Load Cells, and Transducers

Specification:

- Input
 - Input Impedance: 10 G Ω , 2 PF
 - Input Current: 2 nA
- Excitation
 - Mode : Constance Voltage 2.5~15 VDC, max 150mA
 - Precision four wire bridge excitation remote sense function
 - Noise: 100 μ V \pm 0.002% Vpp
 - Load Regulation: \pm 200 μ V, \pm 0.01%
- Amplifier
 - Eight Input range from 0.625 to 640 mV selectable by dip switch
 - Fine Input range regulation via potentiometer
 - Frequency Response
 - DC to 2 kHz; -3 (\pm 0.2 dB) at all gain settings
 - Noise: 350 Ω source impedance, DC coupled
 - Referred-to-Input (RTI):
 - 10 Hz 5 μ V-pp
 - 100 Hz 22 nV
 - 1 kHz 18 nV
 - CMR (Common-Mode Rejection):
 - Ration DC to 60 Hz
- Balance Range
 - Coarse balance: \pm 100% adjust via potentiometer
 - Fine balance: \pm 2% adjust via potentiometer
- Output Mode:
 - \pm 10V, \pm 5V, 0~10V, 0~5V, Uni-polar to 20mA, Bi-polar to 20mA selection by dip switch
- Output
 - Output load: 2 k Ω minimum resistance
 - Wide Bandwidth: DC to 2 kHz, - 3 dB nominal
 - Output noise : Less than 400 μ VRMS at 400 μ V/ μ ε output level
- Calibration
 - Internal bi-polar shunt calibration resistors (175k as 0.5mV/V @Ro=350, 87.3k /1.0mV/V @Ro=350) are provided across switch
 - Precision internal mV/V calibrator 0.625~15mV , accuracy 0.1%
 - Other ranges are available for ordering
 - External bi-polar shunt calibration resistors are provided across switch
- Filter
 - Low-pass active 4-pole Butterworth filter 3, 20, 200, 2k Hz standard
 - Selectable by Dip-switch
- Size & Weight
 - Whole unit case 70 X 35 X 32 mm , 150g
- Operational Environment
 - Operation temperature: -10° C ~ 60° C
 - Storage temperature: -20° C ~ 70° C
 - Humidity: Below 95% RH, non-condensing
- Order Code:
 - LCA-460-AC 85~305VAC, 47 ~ 63Hz, Powered
 - LCA-460-DC5 5 VDC Powered, 5V (4.5~9V)
 - LCA-460-DC12 12 VDC Powered, 12V (9~18V)
 - LCA-460-DC24 24 VDC Powered, 24V (18~36V)
 - LCA-460-DC48 48 VDC Powered, 48V (36~75V)

Drawing:

FRONT / (TOP VIEW)



SIDE VIEW

